


MOP RECEPTORS


*Precast Black and White Terrazzo
Mop Receptor with 3" Drain in Center -
2" Wide Shoulders*




PLAIN



DROP FRONT



**CONTINUOUS
STAINLESS
STEEL CAP**



BACK-SPLASH PANELS

	Model	Size	Approx. Shipping Weight	Price	Price 1" Stainless Steel Cap Net Each
PLAIN	MC2424-6	24x24x6	170		
	MC3030-6	30x30x6	265		
	MC3232-6	32x32x6	285		
	MC3636-6	36x36x6	350		
	MC3624-6	36x24x6	225		
	MC2418-6	24x18x6	165		
	MC2424-8	24x24x8	210		
	MC3030-8	30x30x8	305		
	MC3232-8	32x32x8	360		
	MC3636-8	36x36x8	470		
	MC3624-8	36x24x8	330		
	MC2424-10	24x24x10	250		
	MC3030-10	30x30x10	345		
	MC3232-10	32x32x10	400		
	MC3636-10	36x36x10	510		
	MC3624-10	36x24x10	370		
	MC2424-12	24x24x12	290		
	MC3030-12	30x30x12	385		
MC3232-12	32x32x12	440			
MC3636-12	36x36x12	550			
MC3624-12	36x24x12	410			
DROP FRONT	MC2424-612	24x24x612	240		
	MC3030-612	30x30x612	385		
	MC3232-612	32x32x612	405		
	MC3636-612	36x36x612	455		
	MC3624-612	36x24x612	435		

12" MOP RECEPTOR WITH CONTINUOUS STAINLESS STEEL CAP

STAINLESS	Model	Size	Price
	MC2424-12	24x24x12	290
	MC3030-12	30x30x12	385
	MC3232-12	32x32x12	440
	MC3636-12	36x36x12	550
	MC3624-12	36x24x12	410

Cast in Aluminum Guard _____
1" Galvanized Flanges _____
Full 6" Stainless Steel Cap _____
Off Center Drain _____
Wire Mesh Reinforcement _____
Dome Strainer Plate _____
Vandal Proof Drain _____
Stainless Steel Flanges _____

Back Splash Panels (Set of Two) _____
Back Splash Panels (Set of Three) _____

Note: All dimensions subject to manufacturing variance of plus or minus 1/4" (6 MM).