

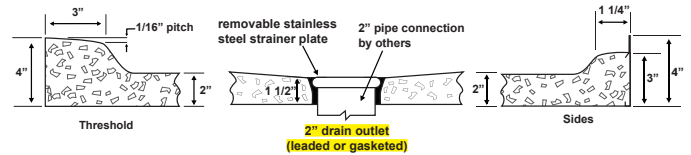
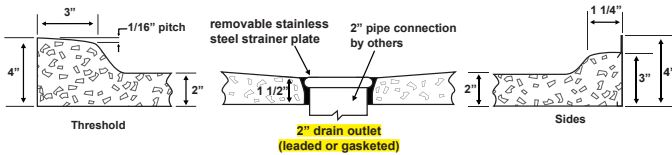
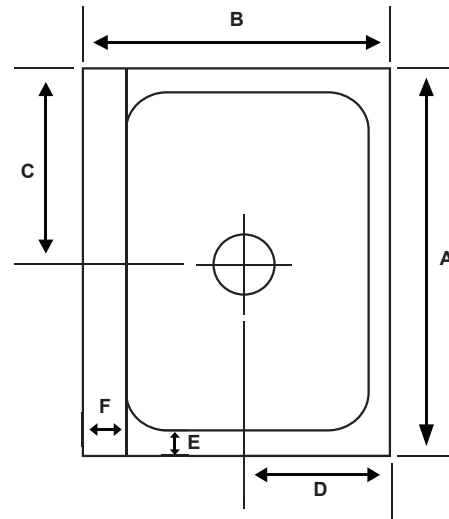
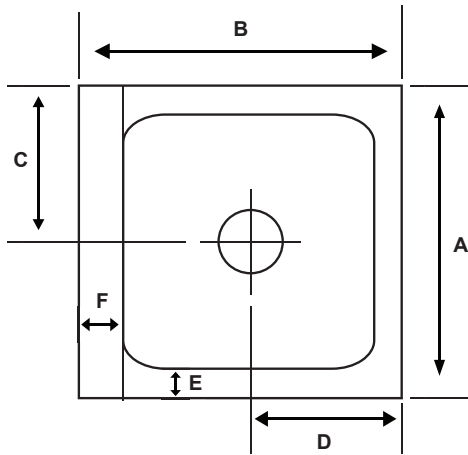
- Florentine receptors are designed for installations where tile walls and glass enclosures are used.
- Shower floor is precast terrazzo as manufactured by Creative Industries Terrazzo Products, Inc.
- Receptors shall be cast as one-piece units with wire mesh reinforcing if specified.
- Terrazzo shall be of genuine black and white marble chips cast in white portland cement to provide a compressive strength of not less than 5,000 P.S.I. seven days after casting.
- Terrazzo surfaces are ground and polished with all air holes and/or pits to be grouted and excess removed and sealed.
- Flange, cast integral, shall be of galvanized bonderized steel and shall extend not less than 1" above the shoulder. Shoulder shall not be less than 1" high and not less than 1 1/4" wide.
- Drain body shall be integrally cast and provide for a caulked lead connection not less than 1" deep to a 2" pipe. Removable type strainer plate shall be made of stainless steel.
- ***Alternate colors, custom sizes and drain locations are available on all models for an additional cost.**

Installation:

- Establish 1/4" clearance between shower floor and building wall. It is required that the entire area between the shower floor and the building floor has a 1/2" layer of mortar to ensure the shower floor is level.

Note: Dimensions may vary $\pm 1/2"$ due to the nature of material and manufacturing process and are subject to change or cancellation without prior notice.

Note: Drawings not to scale.

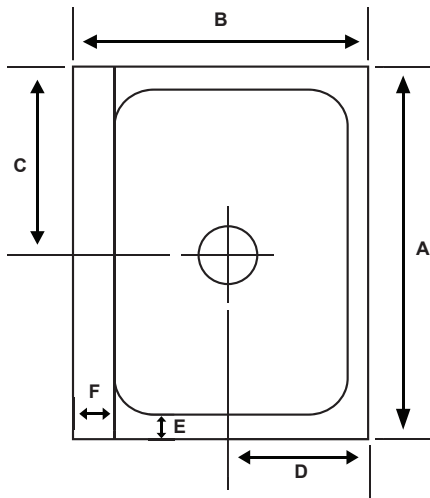
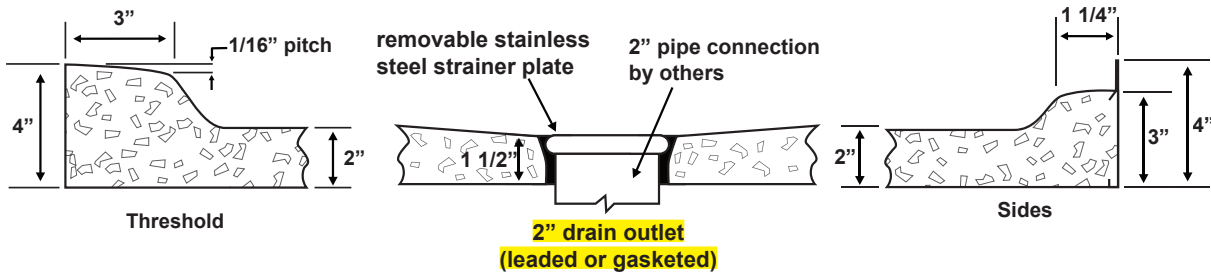


Florentine Model: Square - Single Threshold							
Model	Size	A	B	C	D	E	F
T3030	30"x30"x4"	30"	30"	15"	15"	1 1/4"	3"
T3232	32"x32"x4"	32"	32"	16"	16"	1 1/4"	3"
T3434	34"x34"x4"	34"	34"	17"	17"	1 1/4"	3"
T3636	36"x36"x4"	36"	36"	18"	18"	1 1/4"	3"
T4040	40"x40"x4"	40"	40"	20"	20"	1 1/4"	3"
T4242	42"x42"x4"	42"	42"	21"	21"	1 1/4"	3"
T4848	48"x48"x4"	48"	48"	24"	24"	1 1/4"	3"
T6060	60"x60"x4"	60"	60"	30"	30"	1 1/4"	3"

Florentine Model: Rectangle - Single Threshold							
Model	Size	A	B	C	D	E	F
T3632	36"x32"x4"	36"	32"	18"	16"	1 1/4"	3"
T4232	42"x32"x4"	42"	32"	21"	16"	1 1/4"	3"
T4234	42"x34"x4"	42"	34"	21"	17"	1 1/4"	3"
T4236	42"x36"x4"	42"	36"	21"	18"	1 1/4"	3"
T4830	48"x30"x4"	48"	30"	24"	15"	1 1/4"	3"
T4832	48"x32"x4"	48"	32"	24"	16"	1 1/4"	3"
T4834	48"x34"x4"	48"	34"	24"	17"	1 1/4"	3"
T4836	48"x36"x4"	48"	36"	24"	18"	1 1/4"	3"
T5432	54"x32"x4"	54"	32"	27"	16"	1 1/4"	3"
T5434	54"x34"x4"	54"	34"	27"	17"	1 1/4"	3"
T5436	54"x36"x4"	54"	36"	27"	18"	1 1/4"	3"
T6030	60"x30"x4"	60"	30"	30"	15"	1 1/4"	3"
T6032	60"x32"x4"	60"	32"	30"	16"	1 1/4"	3"
T6034	60"x34"x4"	60"	34"	30"	17"	1 1/4"	3"
T6036	60"x36"x4"	60"	36"	30"	18"	1 1/4"	3"
T6042	60"x42"x4"	60"	42"	30"	21"	1 1/4"	3"
T6048	60"x48"x4"	60"	48"	30"	24"	1 1/4"	3"
T7236	72"x36"x4"	72"	36"	36"	18"	1 1/4"	3"

Note: Dimensions may vary $\pm 1/2"$ due to the nature of material and manufacturing process and are subject to change or cancellation without prior notice.

Note: Drawings not to scale.



Qty	Size	A	B	C	D	E	F

Drain (select one): Lead Caulk Gasket

Color (other than Black and White): _____

Notes: _____

Important: This is an approval drawing, all dimensions are to be verified and an approved copy of this print is to be returned to Creative Industries Terrazzo Products before production can proceed. Orders shall be **non-changeable** and **non-cancelable** once drawing is signed for approval and submitted. Signing this approval form bounds customer to quantity and specifications noted on this form.

Note: Dimensions may vary $\pm 1/2"$ due to the nature of material and manufacturing process and are subject to change or cancellation without prior notice.

Note: Drawings not to scale.

Approval Form

Model No.: _____

Job: _____

Address: _____

Order No.: _____

Approved by: _____ Date: ____/____/____